



SANDEEEP DAMRE
Commercial Photographer
and Photography Teacher
since 2004

www.sandeepdamre.com

<https://theprofessionaltimes.com/sandeep-damre/>

#Canon5DMK-II

#Canon100-400

Resume

Sandeep Damre - Commercial / Wildlife Photographer & Mentor

Date of Birth: 10/06/1972

Education: Bachelor in Fine Arts (Applied Arts), M. S. University
(Faculty Of Fine Arts) Baroda 1998, First Class

Photography Teaching Experience:

Visiting Faculty at Acharya University, Bangalore, From 2020 - Present

Visiting Faculty at CEPT, Ahmedabad, From 2019 - Present

Visiting Faculty at NID, Vijaywada, From 2016 - Present

Visiting Faculty at Khyati Design School, Ahmedabad, From 2017 - Present

Visiting Faculty at Varia Design Studio, Ahmedabad, From 2009 - Present

Photography Workshop at DPS Bopal Summer and Diwali Vacation 2009 - 2015

Photography Workshop at NTPC, Bilaspur 2016

Wild Life Photography Workshop at Thol, Bndhavgarh, Nal Sarovar, Kanha Kisali

Software: Adobe (Illustrator, Photoshop, InDesign, Premier),
Corel, Freehand-10, Quark express

Knowledge of 35mm Slr, 120mm Slr, Professional Digital/Slr Cameras and studio lighting.
Friendly with Digital Video Camera. Knowledge of 35 mm, Beta / Digital Beta Cam,
HD/ 4K, DJI Phantom 4+, Filmmaking, Video Editing, Effects etc.

Work Experience:

Owner, Studio 60, Nov 2009 - Present

Photographer for various Industrial, Model, Food, Architecture, Wildlife and
Product Photography Shoots and Films

Conducting several short term and long term Photography Workshops

Creative Director, A&H Design 2 Print (London) UK, Nov 2006 - Nov 2009

Creative Director, Navnitlal & Co. Advertising Agency (Ahmedabad), March 2000 - Nov 2006

Workshop Attended:

Photography Workshop Conducted By Thomas Lutge (Germany) in Oct.97 and Oct.98.

Design & Illustration Workshop Conducted By Sophie Morrish,
Glasgow School of Art, U.K., Feb. 1998.

Photography Exhibitions:

Nov. 1997, Faculty of Fine Arts, Baroda. (Group Exhibition)

Dec. 1997, Max Mullar Bhavan, Mumbai. (Group Exhibition)

Apr. 1998, Berlin, Germany by Agfa Photo. (Group Exhibition)

Oct. 1998, Faculty of Fine Arts, Baroda. (Group Exhibition)

Apr. 1999, Berlin, Germany by Agfa Photo. (Group Exhibition)

Jan. 2005, Lalit Kala Academy, Ahmedabad. (Group Exhibition)

Aug. 2005, Auda and Karnavati Club, Ahmedabad. (Group Exhibition)

Dec. 2011, Auda and Patang Hotel, Ahmedabad. (Group Exhibition)

Mar. 2013/14/16/17, Lalit Kala Academy, National, Ahmedabad. (Group Exhibition)

Jan. 2014, Behind the well - Adalj (Solo Exhibition)

Jan. 2017, Shutter Philiya Dec 2017, Lalitkala Bhavan (Group Exhibition)



SANDEEEP DAMRE
Commercial Photographer
and Photography Teacher
since 2004
www.sandeepdamre.com

Film Direction:

2003 Kalpasar Film (Govt. Of Gujarat).
2003 Higher and Technical Education (Govt. of Gujarat).
2005 SSNL Dam Tourism Development (Govt. of Gujarat).
2006 Handicap International (N.G.O.), TVC for Social awareness campaign.
2006 Corpore Film for Macpower CNC Machines Pvt. Ltd.(Gujarat)
2009 Delhi Public School, Ahmedabad, India
2009 Neelam Super Basmati Rice, TVc, London
2009 UNFCCC unfccc copenhagen video contest, Cop 15 (Silver Award)
2009 ADB climate change video contest
2010 Mac Power CNC Rajkot
2011 SEWA Film on Kakkuben (USA Art & Craft Musum)
2012 GSFC Baroda Industrial Film
2014 Dr. Subhash University, Junagarh Ad Film
2015 GSPC Group Corporate Photography and Film

Achievements:

National Photography Lalit Kala Academy in 2017 (Consolation prize)
Photography entry selected for Lalit Kala Academy in 2005.
3rd prize for Tableau design at state level republic day celebrations for two
Consecutive years 2004 & 2005.
2005 GWSSB Tableau, Valsad, 3rd Prize.
Social awareness campaigns were published in Rajasthan Patrika "Concerned
Communication Award - 2004".
2003 Best stall design for "Bharatiya Pravasi Diwas" New Delhi.
2003 ESSAR Tableau, Jamnagar, 2nd Prize.
2002 GWSSB Tableau, Gandhinagar 2nd Prize.
2001 Best stall design for BSNL, CII Consumax.
2009 Nikon Photography entry selected For Book
2009 Cop15 Video Contest, Second Position (Silver Award), UNFCCC Cop-15
Dec. 2011, Auda and Patang Hotel, Ahmedabad. (Top 100 A'bad Photos)

Main Photography Projects:

GOG Vibrant Gujarat, Kite Festival, Photography
BSNL Gujarat Campaign Photography
GOG Kalpasar Project, Photography and Film
UNFCCC Copenhagen Photo / Video shoot
Achanakmar Tiger Reserve (ATR) Chhattisgarh Govt. Photography
Kanan Pendari, Chhattisgarh Govt. Photography
Mac Power CNC, Rajkot, Industrial Photography
GEA, Baroda, Industrial Photography and Film
Flurish Milk, Ahmedabad, Model and Product Photography
Claris and Torrent Pharmaceuticals, Torrent Power, Ahmedabad, Industrial Photography
Earth Essential, Ahmedabad, Agriculture Photography
Dr. Subhash Group of Institutes, Junagarh, Campus and Model Photography
GSFC Baroda Units, Surat Units, Sikka Unit (Jamnagar) Industrial Photography
GACL (Baroda) Industrial Photography
Adani SEZ (Hazira) Industrial Photography
APM Terminals (Hazira) Industrial Photography
ONGC OPAL (Hazira) Industrial Photography
GSPC Corporate and Industrial Photography
CERA Corporate and Industrial Photography
ET TMT

10th Dec. '09 TOI 2nd page

City filmmaker's docu wins global award

Kevin AIT30



Sandeep Damre

Kumar Manish | TNN

Ahmedabad: A city-based documentary filmmaker, Sandeep Damre, 37, has won an international award for his documentary 'Circle of Light'. United Nations Framework Convention on Climate Change chose this film as the second best video documentary on the success of Changing Lives 2008 through sustainable project.

Shot in Bhasli Kuli, a village in Gujarat, the film reveals the tradition of collecting castor oil to light lamps during festival of lights, Diwali. Rep-

resentatives of 193 countries are meeting in COP15 Copen-

hagen to address global economic and humanitarian challenges. "The documentary was selected from hundreds of entries received from across the globe. It is a proud recognition of the sustainable project of Gujarat on an international platform. The other two winners are from China," said Damre.

He added that the story revolves around the age-old tradition of children celebrating Diwali, going from home to home, collecting oil to light lamps. The oil traditionally used in these lamps comes from castor.

Damre's documentary is based on the project of abatement of Greenhouse Gas Emissions (GGE) through Biomass residue-based co-generation at Ahmedabad based Claris Lifesciences Limited unit.

A spokesperson of Claris said, "Prior to this breakthrough innovation, castor residue was being used either as manure or disposed off. Through this process, the company has successfully established a new model for revenue generation and sustainable development for the rural community of Gujarat."

Damre added that these castor oil cakes are used for generating 20 per cent of electricity consumed in the unit.

According to the United Nations Framework Convention on Climate Change, portal company will reduce 63,295 metric tonnes of carbon dioxide equivalent per annum in 10 years.

The winners will be recognized at CDM executive board question and answer session at COP15 in Copenhagen. "In the present global warming scenario, sustainable projects need to be highlighted to prove the point that even a small initiative can go long way in saving the climate," said Damre.

COPENHAGEN CALLING

AHMEDABAD, WEDNESDAY 27th MARCH 2014

AhmedabadMirror

12 page Price Rs 2



All Wowed by Rani Ki Vav

DISCUSSION IAP Pathology Visual Art Centre & West Zone Cultural Centre, Gujarat, has organised a three-day workshop on Travel and Architectural Photography. The workshop was held at Rani Ki Vav, Patan, and conducted a photograph as part of the workshop being conducted by photographer Shikha K. Karan. The workshop was inaugurated by Rani Ki Vav in 2003 in the memory of the late Shikha K. Karan. The workshop was a part of the 'Rani Ki Vav' project. The workshop was a part of the 'Rani Ki Vav' project.

MAKE STUNNING CONTACT SHEET ART • HOW TO USE TAGGING TO SORT YOUR IMAGES

July 2011 • Rs. 100

WORLD'S #1 PHOTOGRAPHY MAGAZINE

www.betterphotography.in

Better Photography

Better Technique. Better Insight. Better Pictures

PLUS: THE NEW CONTACT SHEET ART TRICKS TO SORT YOUR IMAGES

Play with Shutterspeed

If you want to make the water look like flowing lines of silk, you should use a slow shutter speed like 1sec or 5sec. To do this, you will need to use a tripod and a Neutral Density filter, so that the overall frame does not get overexposed.

Instead of using a fast shutter speed to freeze moving water, you can also try using flash. The on-camera flash of your compact camera or DSLR is fired really quickly, at a speed of around 1/10000sec. This burst of light is quick enough to freeze almost any motion. So whether you are trying to capture water flowing from a tap or a photograph of your friends throwing water on each other, the use of flash can work really well.



Sandeep Damre

Combine Multiple Photos

While capturing reflections, you may come across a problem of the sky being a lot brighter or darker than the water. You can solve this issue by capturing many frames at different exposures and then blending them to create a High Dynamic Range (HDR) photo. Besides HDR images, you can also experiment with panoramas.

Calm water always shows reflections more clearly, which is a property you can use in your photos.

While shooting water bodies, simplicity is of great essence. Try to see how you can utilise patterns in your frame.



Arushi Gupta

AHMEDABAD, THURSDAY, JANUARY 16, 2014

AhmedabadMirror

12 page Price Rs 2

TEMPERATURE MAX 26.0 | MIN 18.0 | HUMIDITY 29% | FORECAST CLEAR SKY | SUNRISE 07:23 HRS | SUNSET 18:15 HRS | SENSER 21:25 HRS | NIFTY 61204.9 | GOLD 26599.4 | SILVER 44672.4

HIP 'N' HAPPENING AM THURSDAY, JANUARY 16, 2014 11

Behind the Adalaj stepwell




Photo artist Sandeep Damre

Creative director and photo artist Sandeep Damre who is into photography for past two decades, has come up a first solo exhibition displaying 40 images of Adalaj stepwell at Hutheesing Art Gallery. A fine arts graduate from Faculty of Fine Arts, MSU Baroda, he has shot the vav in different seasons, at different times, angles, settings and effects. He says, "Through art of photography, I have attempted to revive the myth behind the stepwell that was built in 1499 by Muslim king Mohammed Begda for Queen Rani Roopba, wife of Veer Singh, the Vaghela chieftain."

The stepwell is intricately carved and is a five-storied structure. Its construction was

started by Rana Veer Singh of the Vaghela dynasty of Dandai Desh. As per legend in the 15th century, Veer Singh was attacked by Mohammed Begda, the Muslim ruler of a neighbouring kingdom, who killed him and occupied his territory. Rana Veer Singh's widow, the beautiful Rani Roopba, though in deep grief at the death of her husband, agreed to marry Begda on the condition that he would first complete the building of the stepwell. The Muslim king who was deeply enamoured by the queen's beauty agreed to the proposal and built the well in record time. Once the well was completed, Begda reminded the queen of her promise to marry him. Instead, the queen who had achieved the objective of completing the stepwell started by her husband, decided to end her life as mark of devotion to her husband. She circumambulated the stepwell with prayers and jumped into the well, ending the saga of building the well in tragedy. "Every human has their own perception or understanding behind the old architecture, this is my version to understand this architectural wonder," says Damre.

-AM

કેમેરાની ક્લિકે અડાલજની વાવનો વારસો જોવા મળશે

ART EXHIBITION

આ પ્રદર્શન 19 જાન્યુઆરી સુધી 4થી8 દરમિયાન યાવુ રહેશે

• સિટી રિપોર્ટર અમદાવાદ

હરીસીંઘ વિઝ્યુઅલ આર્ટ ગેલેરીમાં 'બિહાઈન્ડ ધ વેલ' ટાઈટલ પર સંદીપ ડામરેનું ફોટોગ્રાફી એક્સિબિશનનું આયોજન કરવામાં આવ્યું છે. આ પ્રદર્શનમાં ફોટોગ્રાફરના 45 ફોટોગ્રાફમાં અડાલજની વાવ ઉપર 2009થી 2013માં કરેલી ફોટોગ્રાફી દર્શાવામાં આવી છે.

આ ફોટોગ્રાફી એક્સિબિશનની વિશેષતા અંગે વાત કરતા સંદીપ ડામરે જણાવે છે કે વિચરત, મોન્સ્યુન અને સમર આ ત્રણેય સિઝનમાં અડાલજની વાવ પર કરેલા વર્કની તેમાં સ્પેશિયલ ઈફેક્ટ જોવા મળે છે. આ ઉપરાંત ખાસ કરીને ધિન, યલો અને ઓરેન્જ ઈફેક્ટને કેથર કરાયેલી જોવા મળે છે.

તેમણે વધુ વાત કરતા કહ્યું કે વાવના ત્રણ ફ્લોર ઉપરના કાંઈકને પણ ખૂબ જ સુંદર રીતે કેથર કરવામાં આવ્યું છે. તેમાં પણ અડાલજની વાવનું એન્ટ્રન્સ અને તેના પિલર્સ તેમાં મેઈન સબ્જેક્ટ છે. આ એક્સિબિશન 19 જાન્યુઆરી સુધી 4થી 8 દરમિયાન હરીસીંઘ વિઝ્યુઅલ આર્ટ ગેલેરી ખાતે યાવુ રહેશે.



વાવની કથા જોવા મળશે

મારા ફોટોગ્રાફી એક્સિબિશનમાં વાવના 20 વેટા ફોટોગ્રાફ હેઠ્ઠી વર્ક આધારિત છે. આ એક્સિબિશનેટલ કર્યું છે. તેનાથી વાવની જે ઈફેક્ટ સર્જાય છે તે દર્શાવવાનો આ પ્રયાસ છે. રાણી રૂપમતી કે જે મહંમદ બેગડાના મેરેજના પ્રસ્તાવને સ્વીકારી શક્તી નથી એ વાવના 20 વર્ષના બાંધકામ પછી તે પોતે તેમાં જ ફૂલીને મોતને ભેટ છે તે વાવ અને પછીની રાણીની મનોસ્થિતિને મેં આ હેઠ્ઠી વિકરસ દ્વારા દર્શાવી છે. સાથે સાથે પાંચેક વેટવા શ્રીડી વિકરસમાં વાવની કેથ દર્શાવી છે. - સંદીપ ડામરે, ફોટોગ્રાફર




dnaindia.com
19.01.2014
dina of sunday

These photographers have tried to recount history through their frames, capturing historical monuments of the state through their lens. While history for many could have been uninteresting chapter in black-and-white alphabets in their school books, watching it come alive through magnificent pictures, surely goes a long way in persuading them to get deep down to discover more secrets about these exquisite timeless monuments.

Frozen lens tells history

Two photography exhibitions capture the significance of state's historical monuments and bring it to life



Exhibiting his collection of photographs of Adalaj-in-Vav - the Stepwell, photographer Sandeep Damre said that through his collection he wanted to talk about the rich history of how the stepwell was made. "The stepwell was built in 1499 by Muslim king Mohammed Begda for Queen Rani Roopba, wife of Rana Veer Singh, a ruler who reigned over the Vaghela dynasty. Begda killed him and then wanted to marry the widowed queen. But she struck a deal with him that he should first build the stepwell and that she would marry him only when its completed. The stepwell took 20 years to complete, and once done, King asked her again for marriage, but she instead committed suicide. Such was her love for her husband that she sacrificed her 20 years in building a tomb to immortalise his name and also ensuring that it served her people by providing them with water," he said.

Damre, who has been clicking photographs of the stepwell since 2009, has put up 45 pictures on display at the exhibition in L&P Huteesing Visual Arts Centre. The exhibition is on till January 19.

The Open Page CAREER & COURSES THURSDAY, AUGUST 8, 2013

PEEPING IN TO THE SOUL: PHOTOGRAPHY AS A CAREER

Just the other day, I sat with my young daughter and browsed through the old photo albums. It was an amazing experience for both of us. We began the journey together but ended up with different thoughts in the mind. While she found it hilarious to see the leamer, younger looking papa, she weird (according to her) clothes and the poses, for me it was a journey back in time. To my surprise, she could actually reminisce and relive all the instances behind every picture. It has been said by Carrie Laet, "A photograph is memory in there".

If we look at photography from a career point of view, we may say that it is a means and creative medium of self-expression. It is an art form requiring aesthetic sense as well as technical expertise. It is actually a hobby that can be made profitable by going professional. I state working with camera since I started I used to take pictures with my little automatic camera to record some memorable moments with family and friends, but then I was not aware of photography as a profession. While doing Fine Arts in Baroda I learned photography as a subject. Some photographs taken by me during a workshop were selected for exhibition in Mumbai and Germany and that encouraged me to delve deeper in to photography and take it up as career. Learning photography is a never ending process. Every day is a new day and a new lesson. So friends here we talk about photography as career.

With the explosion in the communication world, the growth of advertising and media, the fashion boom, and digital photography, it has now become a profession with being attached to it. This is an area offering growth opportunities for those having interest and ambitious to go professional.

Being an ingenious medium, photography requires more of inherent talent than formal training for success. However, training hones the inherent skills and helps one alone in this competitive field with various specializations like fashion and advertising photography, journalistic photography, wildlife and outdoor photography etc. Creating a commercial quality photograph requires the skill for choosing and presenting a subject in a way to achieve the maximum impact. They are able to interpret a client's needs, translating their ideas in to images that work.


This photography basically requires a keen, observant eye, and an intelligent, curious and perceptive mind. A photographer must have full knowledge and access over the variety of cameras, lenses and props, and all kinds of photographic techniques. She should have a sense of light and shade and the magic of colours. They must also have the ability to work quickly under pressure, in difficult conditions and irregular hours. One of the most exciting aspects of photography is the variety of jobs available in the field, ranging from highly specialized, technical work to jobs that require creativity and visual literacy.

There are no specific academic requirements for part time courses in photography. However, candidates who have cleared the 10+2 exam are eligible for the degree/diploma courses in photography. They learn photography alongside their college studies, taking a part-time course. Besides the certificate and diploma courses in the field, photography is also offered as an optional subject for a Bachelor's degree in fine arts and a few institutions offer full time degree courses in Photography. Some institutions that offer part time and full time courses in photography are: NID - Ahmedabad, IIM, IIT, MSU - Vadodra, Nav Gujarat College - Ahmedabad, J.J School of Applied Art - Mumbai, India International Photographic Council - New Delhi, MCRU - New Delhi, Sri Aurobindo Institute of Mass Communication - New Delhi, Film and Television Institute of India - Pusa, St Xavier's

Communication - Mumbai, Deakin School of Photography - Bangalore, Light & Life Academy - Tamil Nadu, CRAFT - New Delhi etc. Besides the academic requirements, having a background in computers or electronics, related work experience and training is beneficial for making a break in the field. One may begin career as an assistant/associate or professional photographer so that she can grasp the first nuances of photography. They have the option of either taking up jobs with a newspaper and magazines as photo-journalists, advertising agencies, government agencies, industrial houses or work as freelancers. The government employs photographers on a regular pay scale to do general photographic documentation, for covering day-to-day events and functions and for making photo features and captioning. Fashion photographers can find employment with fashion houses as designers, fashion designers, fashion photographers in newspapers. A freelance can do aerial photography, photography on wildlife, sports, travel or even industrial photography. Freelancing has been the most popular career choice among photographers. Photographers who want to be self-employed need to have business management skills.

They must have good communication & problem solving skills, and be able to work independently. Photographers can start working as assistants to senior photographers and in this capacity they get paid around Rs. 3,500-6,000 per day. Earnings can go up to 25,000, per day depending upon the designation and the mass once you have established yourself as a freelance.

Best of luck for those who want to take up photography as a career.



Mr. Sandeep Damre
Creative Director
Studio 60

citylife

સંદેશ

04 સંદેશ AHMEDABAD

અડાલજની વાવની કથા તસવીરોમાં

સંદીપ ડામરેએ 2009 થી શરૂ કરી ક્લિક કરી છે. આ વાવની ઇતિહાસિક તસવીરો સંચીત કરવામાં આવી છે. તેમાં અડાલજના વાવની કથા અને તેના સુવર્ણ વયની તસવીરો જોવા મળે છે. આ પ્રદર્શનમાં 45 ફોટોગ્રાફો દર્શાવવામાં આવ્યા છે. આ પ્રદર્શનમાં અડાલજની વાવની કથા અને તેના સુવર્ણ વયની તસવીરો જોવા મળે છે. આ પ્રદર્શનમાં 45 ફોટોગ્રાફો દર્શાવવામાં આવ્યા છે. આ પ્રદર્શનમાં અડાલજની વાવની કથા અને તેના સુવર્ણ વયની તસવીરો જોવા મળે છે. આ પ્રદર્શનમાં 45 ફોટોગ્રાફો દર્શાવવામાં આવ્યા છે.



AAP files complaint against Parrikar for defaming the Army
Page 10



Donald Trump to address American Hindus on October 15
Page 11



Ghanaian govt. decides to relocate Gandhi statue from varsity
Page 11



Gautam Gambhir all set to play in third Test against New Zealand
Page 15



NID students exhibit skills at photography workshop

P. SAMUEL JONATHAN

GUNTUR: For the students at the National Institute of Design, Vijayawada, the week-long exhibition on photography provided an opportunity to dabble with lights and shades while capturing the vignettes of life.

Whether it is exploring the countryside with its myriad hues, or capturing the joys of childhood or capturing different shades of life, the students showcased their creative skills. They explored places like Kondapalli Fort and Mangalagiri weavers' colony.

"I experimented with various shades while shooting at Kondapalli and the results are amazing. The work-

shop has been a huge learning experience for us," said Ketaki, a second-year student.

For Kiran, also in second year, the picture of two brothers carrying pots of water while helping their families in daily chores was a special one.

The talented student has taken another overhead shot of an under construction site.

International photographer Sandeep Damre was the faculty guide during the workshop conducted by Paresh Choudhury, Professor in Communication Design, NID.

"Photography is the medium to express our emotions, ideas and creativity. We speak in the photography language to express our emotion

on platforms like Facebook and Instagram and whatever we want to express we try to communicate with a photograph. Here we work on photograph with a meaning, a photograph which speaks lot of words or story. Students were given assignments like texture, patterns, colour and portrait with story," said Mr. Damre, who has guided the students during the workshop.

Mr. Choudhury said that the basic objective of the workshop was to connect the students with the local culture, people and the environment through photography leanings.

The design is people-centered and it is for common people in the Indian context.




STORY BEHIND THE PHOTO

Life in Pol

The perfect co-existence of the old and new city of Ahmedabad is what intrigues most people. Terming old city polis as 'backbone and heart-beat of the city', reader Sandeep Damre shared a picture. "This was clicked at Desai ni Pol. The small neighbourhoods and close-knit communities is what makes me feel attached to this part of the city," he said.

The picture was shared by reader **Sandeep Damre**, Reader



STORY BEHIND THE PHOTO


'Buck' up

I saw some blackbucks playfully fighting when I went to Kanjan Desai Park recently. The fight was between fawns and immatures -- they would fight for a while, stop and graze, and then resume their face-off. It was a delight to watch the goopy animals enjoying the perfect weather.

The picture was shared by

Sandeep Damre, Reader

If you have a picture and a story to share, send us the picture with your name and number at ahmedabadspeaks@gmail.com



STORY BEHIND THE PHOTO

Make a wish

A trip to Little Rann of Kutch brought out some local stories and beliefs for Mirror reader Sandeep Damre. About the stack of stones in the backdrop of the setting sun, he shares, "Earlier used as signs and landmarks in unoccupied lands, locals suggest that stack of stones are known to bring good luck."

The picture was shared by reader



Sandeep Damre, Traveler/Reader

If you have a picture and a story to share, send it to us with your name, picture, number and designation at ahmedabadspeaks@gmail.com



STORY BEHIND THE PHOTO

'Pooja, what is this behaviour?'

While we are reminded of one of the recent viral memes on 'Pooja, what is this behaviour?' (check out the woman's arm tati), our reader Sandeep is impressed with the reach of the Queen's Language, since the tattoo is written in English. This picture of the tribal woman smoking a beedi while selling her wares was clicked in Dang.

The picture was shared by **Sandeep Damre**, Reader



STORY BEHIND THE PHOTO

Majestic love

We always think of lions as ferocious. But here, Mirror reader Sandeep Damre captured a completely different side of the King of the Jungle. "It was an amazing experience to watch real-life Simba playing with his father," he writes. This picture was clicked at Gir.

The picture was shared by reader **Sandeep Damre**, wildlife photographer




STORY BEHIND THE PHOTO



Earning their bread, one tavi at a time

Women of Dang make tavi - mitti ka tawa, available here in the city for a measly Rs 40. But we still negotiate with them to lower the price. They cook, wash, clean, and work in the farm to support their families. Look at the woman's torn clothes! How can we even think of paying them lesser?

The picture was shared by **Sandeep Damre**, Reader



Newsletter for Birdwatchers 57 (4), 2017

Re-sighting of Demoiselle

¹ Ashok Nagar CHS 2C/802, Military
² Studio 60, Shop No. F-24, AryamanAwas, Op
³ Bombay Natural History Society, Hc

Demoiselle Cranes are the commonest and most abundant winter visitors to north-western and west-central portions of the Indian subcontinent. It breeds in South-east Europe, and the greater part of Central Asia, north to 60°, south to north Mongolia (Ali and Ripley 1987).

Hereby, we report the re-sightings of two tagged Demoiselle Cranes (*Anthropoides virgo* or *Grus virgo*) in Gujarat. The findings throw a new light on the migration route and origin of the Demoiselle Cranes wintering in Gujarat, India.

1. Demoiselle Crane with green leg band numbered V77:
 Sandeep Damre (SD) regularly visits various birding sites in and around Ahmedabad, Gujarat.

In February 2019, while he was going through old photographs which he had clicked in January 2016, he was zooming into check the sharpness of the images. He was surprised to find one of the Demoiselle Cranes in a flock had a green band on its right leg; with number V 77 inscribed in white on it. (Cover pic 1)

He had clicked this particular Demoiselle Crane on 29 January 2016. That day, he had gone to Vadla dam, instead of going to Nal Sarovar Bird Sanctuary, as he had been to Nal Sarovar multiple times. Nal Sarovar Bird Sanctuary is about 62 km from Ahmedabad and Vadladam (small village outskirts) is another 14 km from Nal Sarovar, to the west. Vadla dam was full of birds and he got to see and photograph many species of birds including, pelicans, flamingos, Common Cranes (*Grus grus*) and hundreds of other water birds. He visited the Vadla dam area again in 2017, 2018 and 2019 also, but could not locate any bird with a tag.

RK informed about this green leg band (V77) to Nyambayar Batbayar at the Wildlife Science and Conservation Centre of Mongolia, who provided the marking information. The bird was marked as a juvenile on 30 July 2015 in the Khurkh Valley in Mongolia. At that time, it weighed 1350 gm.



દેશના વારસાને રજૂ કરવામાં આવ્યો



રવિશંકર રાવળ કલામંદલમાં ગુજરાત રાજ્ય લલિતકલા અકાદમી દ્વારા ફોટોગ્રાફી એક્સિબિશનનું આયોજન કરાયું છે. આ એક્સિબિશન તાપેતરમાં ૫ સંસ્થા દ્વારા યોજાયેલી ૨મી નેશનલ ફોટોગ્રાફી કમિટિશનના ભાગરૂપે યોજાયું છે. આ કમિટિશનની આ વખતની થીમ હેરિટેજ આર્કિટેક્ચર ઓફ ઇન્ડિયા હતી. જેમાં બે વિભાગ એટલે કે કલર અને વ્લેક એન્ડ વ્હાઇટમાં ફોટોગ્રાફસ મગવાયા હતા. ફોટોગ્રાફર્સે મોટી સંખ્યામાં આ કમિટિશનમાં ભાગ લીધો હતો. અહીં વિવેતા ફોટોગ્રાફસ સાથે બેસ્ટ ફોટોગ્રાફી ટિટલમાં મુકારા છે. કલર કેટેગરીમાં ઇમન બિખાલેને પ્રથમ, શેલેષ રાવલને દ્વિતીય અને ગોતમ ગોહેલને તૃતીય ઇનામ અપાયું છે. બ્લેક એન્ડ વ્હાઇટ કેટેગરીમાં જયેશ શાહને પ્રથમ, રાહુલ ગખરને દ્વિતીય અને સિદ્ધર્થ રાહોડને તૃતીય ઇનામ અપાયું છે. એક્સિબિશનમાં ૬૦ વેટલા ફોટોગ્રાફ એક્સિબિટ કરાયા છે. આ એક્સિબિશન ૬ મે સુધી રાવારે ૯ થી સાંચે ૬ સુધી ખોલ શકાયો.



Thursday, May 16, 2019 23

PLAN AHEAD

Make Madhubani art

Madhubani painting, also known as Mithila painting, is a folk art tradition characterised by intricate drawings and vibrant colours. It typically depicts the world view of the people of Madhubani region in Bihar. Artist Radhika Jagtap will introduce art lovers to this art at a workshop this week. You will learn the techniques and also about the materials. Motifs like fish, peacock, elephant, flowers, leaves, the sun etc will be explained. All the materials and refreshments will be provided. The session is open to anyone aged 12 and above. Call to register.

WHERE: Kala Collective, Ekbote Colony, off Shankarshethi Road
WHEN: May 17, 11 am to 2 pm
CALL: 9604699666, 9604699666
COST: Rs 2,000

Learn photography

This three-day workshop in photography by Sandeep Damre will cover the basics of photography and offer an in-depth understanding of a DSLR and how it works. Composition techniques to capture the best photos and software-enabled post-processing techniques will also be explained. Damre is a professional photographer and videographer based in Ahmedabad, with over two decades of experience. His diverse portfolio includes industrial, food, wildlife and nature photography as well as documentary-style photography. The workshop is hosted by CreoYou. Call to register.

WHERE: Adora Residency, Behind Mitcon, Balewadi
WHEN: May 17-19, 8.30 am to 10.30 am
CALL: 9698468907 **COST:** Rs 3,000